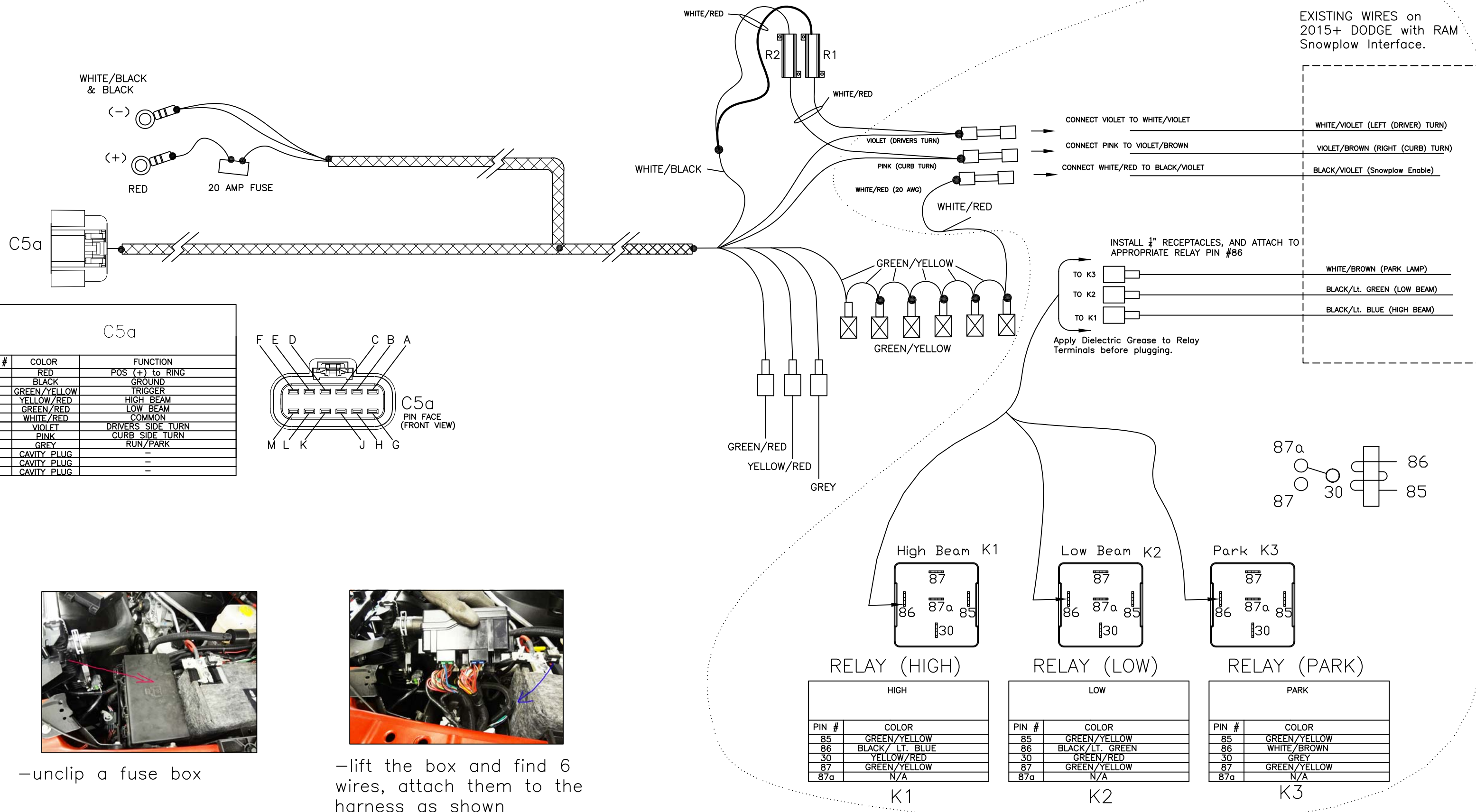

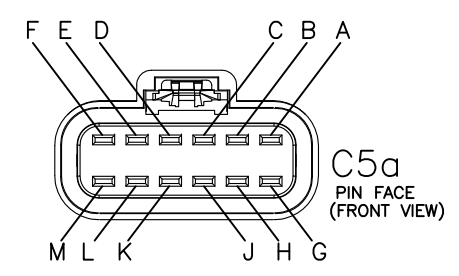


MPX In the front installation, Light Harness Dodge 2500 / 3500/4500/5500/(except Power Wagon) installation 2015+



C5a

| PIN # | COLOR | FUNCTION |
|-------|--------------|-------------------|
| A | RED | POS (+) to RING |
| B | BLACK | GROUND |
| C | GREEN/YELLOW | TRIGGER |
| D | YELLOW/RED | HIGH BEAM |
| E | GREEN/RED | LOW BEAM |
| F | WHITE/RED | COMMON |
| G | VIOLET | DRIVERS SIDE TURN |
| H | PINK | CURB SIDE TURN |
| J | GREY | RUN/PARK |
| K | CAVITY PLUG | - |
| L | CAVITY PLUG | - |
| M | CAVITY PLUG | - |

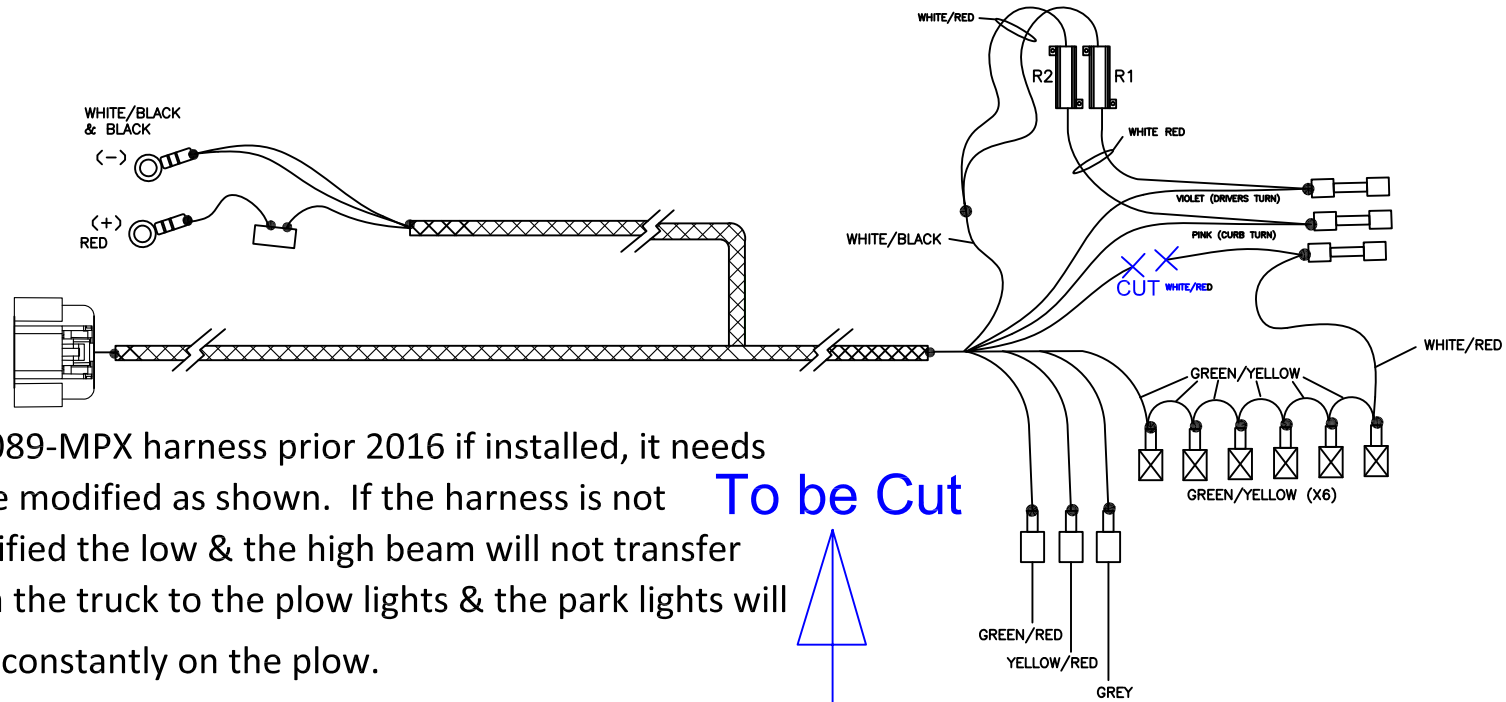


-unclip a fuse box



-lift the box and find 6 wires, attach them to the harness as shown

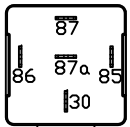
800089-MPX harness prior 2016 if installed, it needs to be modified as below.



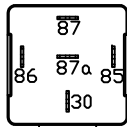
800089-MPX harness prior 2016 if installed, it needs to be modified as shown. If the harness is not modified the low & the high beam will not transfer from the truck to the plow lights & the park lights will stay constantly on the plow.

To be Cut

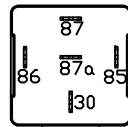
High Beam K1



Low Beam K2



Park K3



High
Note: Apply Label To Relay Label Must Say - K1 High Beam

| PIN # | COLOR |
|-------|---------------------|
| 85 | GREEN/YELLOW |
| 86 | N/A (No Heat Shink) |
| 30 | YELLOW/RED |
| 87 | GREEN/YELLOW |
| 87a | Glued Heat Shrink |

K1
RELAY (HIGH)

Low
Note: Apply Label To Relay Label Must Say - K2 Low Beam

| PIN # | COLOR |
|-------|---------------------|
| 85 | GREEN/YELLOW |
| 86 | N/A (No Heat Shink) |
| 30 | GREEN/RED |
| 87 | GREEN/YELLOW |
| 87a | Glued Heat Shrink |

K2
RELAY (LOW)

Park
Note: Apply Label To Relay Label Must Say - K3 Park

| PIN # | COLOR |
|-------|---------------------|
| 85 | GREEN/YELLOW |
| 86 | N/A (No Heat Shink) |
| 30 | GREY |
| 87 | GREEN/YELLOW |
| 87a | Glued Heat Shrink |

K3
RELAY (PARK)

